



1000 Williams

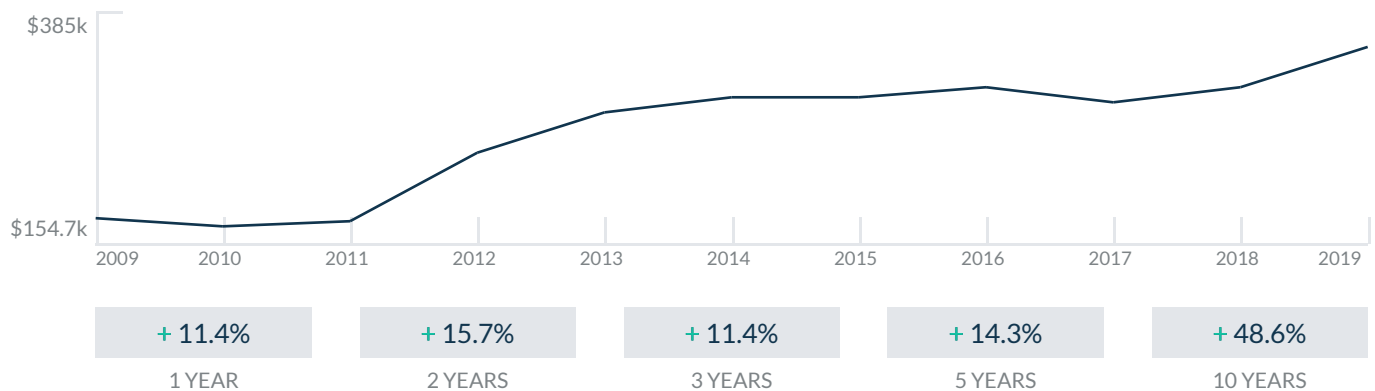
1000 Island BLVD
Aventura, FL 33160

Every month we compile this comprehensive market report focus on 1000 Williams in this convenient and easy to read format. Our datas comes from more than six different sources including MLS Associations, County Offices and Financial Institutions. Get this report for free every month on our website 1000williamsislandcondosforsale.com.

Property Stats

POSTAL CODE 33160

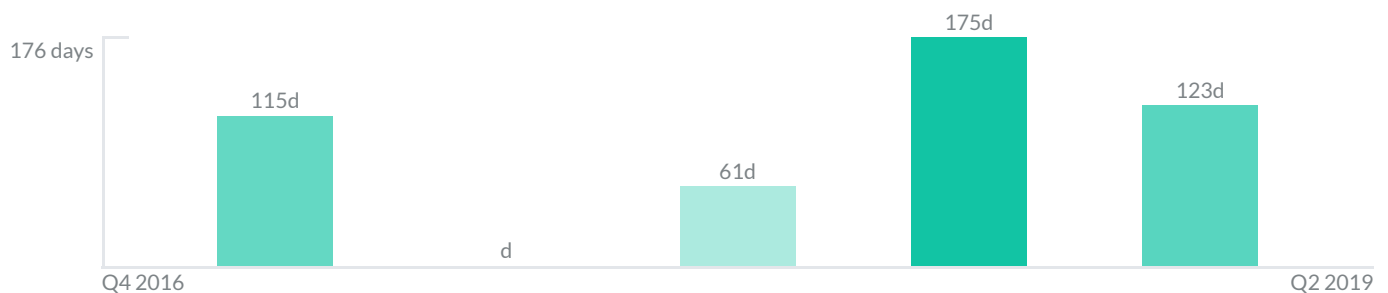
The property stats graph represents the median price evolution since ten years in your postal code area.



Similar Properties

DAYS ON THE MARKET

Everyday 3 months we monitor how many days it takes for similar properties to be sold. This is also a good indicator to know when to buy or sale!



Mortgage Rates

PER YEAR

Understanding mortgage economics is important when you want to buy with a loan. Below is the historical yearly average mortgage rates in the Unites States retrieved from Freddie Mac©

30 YEARS FIXED 4.4%



15 YEARS FIXED 3.9%



5/1-YEAR ADJUSTABLE 3.9%



Schools

CLOSEST

Having good schools nearby is important if you have kids or plan to rent or sell your home. Ratings are retrieved from the leading independent and nonprofit GreatSchools©

| ELEMENTARY SCHOOL | MIDDLE SCHOOL | HIGH SCHOOL |
|-----------------------------------|-------------------------------|--------------------------------------|
| Aventura City Of Excellence Schod | John F. Kennedy Middle School | North Miami Beach Senior High School |
| 10/10 | 6/10 | 4/10 |

Insights

IN 1000 WILLIAMS

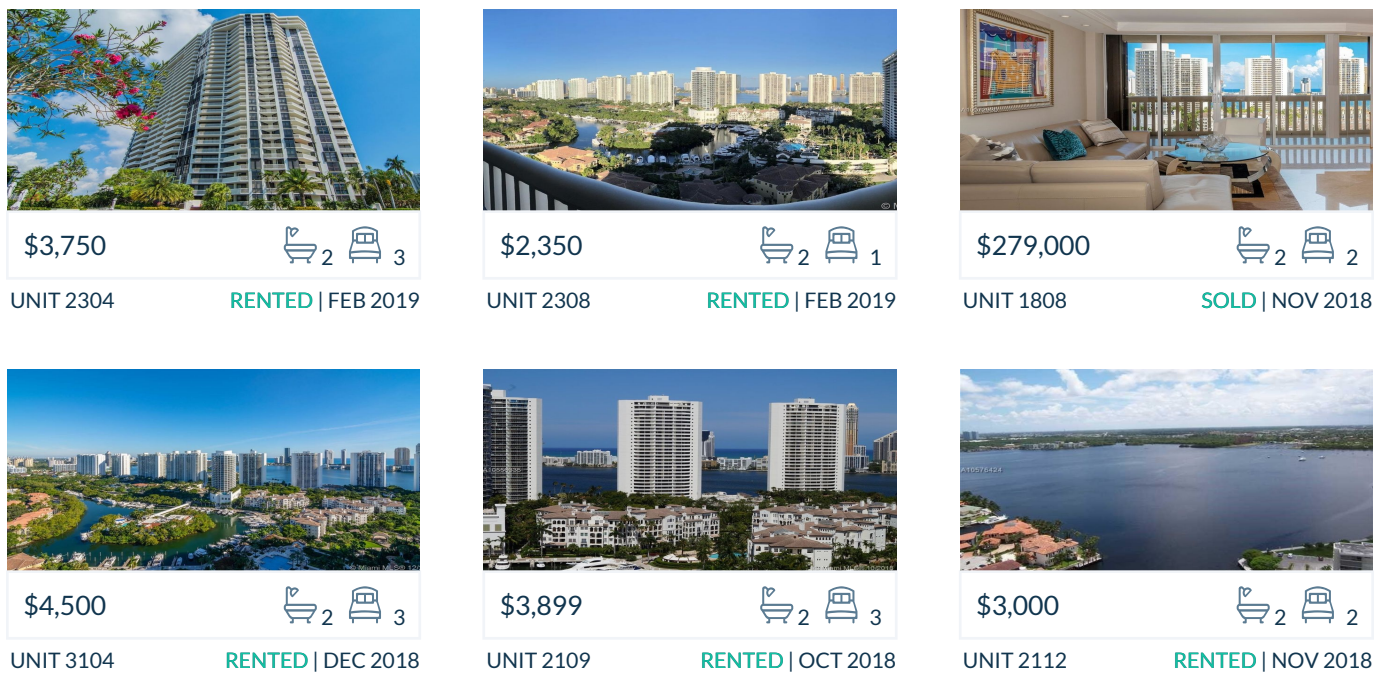
Below the average listing prices of available unit per property type.



Activity

SOLD OR RENTED

Below the latest transactions reported by the local MLS Association for 1000 Williams



Sold

LAST 20 PROPERTIES SOLD IN 1000 WILLIAMS

| Unit | Price | Beds/Baths | \$/Sqft | Sqft | Buying Date | Days on Market |
|------|-----------|------------|---------|-------|-------------|----------------|
| 1808 | \$279,000 | 2/2 | \$226.8 | 1,230 | Apr 2019 | 123 |
| 1604 | \$495,000 | 3/2 | \$253.8 | 1,950 | Mar 2019 | 175 |
| 1810 | \$270,000 | 2/2 | \$207.7 | 1,300 | Nov 2018 | 61 |
| 506 | \$315,000 | 3/2 | \$185.7 | 1,696 | Jul 2018 | N/A |
| 1907 | \$499,900 | 3/2 | \$328.9 | 1,520 | Oct 2016 | 115 |
| 306 | \$349,000 | 1/1 | \$363.5 | 960 | Nov 2015 | 55 |
| 2504 | \$620,000 | 3/2 | \$317.9 | 1,950 | Sep 2015 | 181 |
| 201 | \$306,800 | 2/2 | \$174.3 | 1,760 | Aug 2015 | 69 |
| 2811 | \$425,000 | 2/2 | \$372.8 | 1,140 | Aug 2015 | 63 |
| 812 | \$450,000 | 2/2 | \$333.3 | 1,350 | Jul 2015 | 125 |
| 1212 | \$415,000 | 2/2 | \$307.4 | 1,350 | Apr 2015 | 238 |
| 2406 | \$700,000 | 3/2 | \$412.7 | 1,696 | Feb 2015 | 31 |
| 810 | \$339,000 | 2/2 | \$260.8 | 1,300 | Dec 2014 | 96 |
| 912 | \$445,000 | 2/2 | \$329.6 | 1,350 | Oct 2014 | 245 |
| 1702 | \$695,000 | 3/2 | \$338.2 | 2,055 | Sep 2014 | 41 |
| 608 | \$275,000 | 2/2 | N/A | N/A | Jul 2014 | 40 |
| 2803 | \$549,500 | 3/3 | \$298.6 | 1,840 | Jul 2014 | 84 |
| 2805 | \$349,000 | 1/2 | \$283.7 | 1,230 | Jun 2014 | 58 |
| 3012 | \$409,900 | 2/2 | \$303.6 | 1,350 | May 2014 | 22 |
| 2508 | \$327,000 | 2/2 | \$265.9 | 1,230 | May 2014 | 330 |

Rented

LAST 20 PROPERTIES RENTED IN 1000 WILLIAMS

| Unit | Price | Beds/Baths | \$/Sqft | Sqft | Rented Date | Days on Market |
|------|---------|------------|---------|-------|-------------|----------------|
| 2109 | \$3,899 | 3/2 | \$2.0 | 1,950 | Apr 2019 | 154 |
| 3104 | \$4,500 | 3/2 | \$2.4 | 1,880 | Apr 2019 | 98 |
| 2112 | \$3,000 | 2/2 | \$2.2 | 1,350 | Mar 2019 | 123 |
| 2410 | \$2,800 | 2/2 | \$2.2 | 1,300 | Mar 2019 | 146 |
| 2805 | \$3,100 | 2/2 | \$2.5 | 1,230 | Dec 2018 | 66 |
| 1911 | \$3,450 | 2/2 | \$3.0 | 1,140 | Jun 2017 | 1 |
| 912 | \$3,800 | 2/2 | \$2.8 | 1,350 | Oct 2014 | 141 |
| 2707 | \$4,500 | 3/2 | \$3.0 | 1,520 | Sep 2014 | 101 |
| 504 | \$3,800 | 3/2 | \$2.0 | 1,880 | Aug 2014 | 33 |
| 711 | \$2,900 | 2/2 | \$2.5 | 1,140 | Jun 2014 | 16 |
| 2306 | \$2,900 | 3/2 | \$1.9 | 1,520 | Sep 2013 | 50 |
| 2612 | \$2,450 | 2/2 | \$1.8 | 1,350 | Feb 2013 | 93 |
| 811 | \$2,200 | 2/2 | \$1.9 | 1,140 | Feb 2013 | 321 |
| N/A | \$2,200 | 2/2 | \$1.7 | 1,300 | Dec 2011 | 120 |
| 1811 | \$1,750 | 2/2 | \$1.5 | 1,140 | Jun 2011 | 23 |
| 1508 | \$2,100 | 1/2 | \$1.7 | 1,230 | Dec 2010 | 262 |
| 306 | \$1,550 | 1/1 | \$1.6 | 960 | Nov 2010 | 43 |
| N/A | \$1,850 | 1/2 | \$1.5 | 1,230 | Nov 2010 | 147 |
| 407 | \$2,500 | 3/2 | \$1.5 | 1,696 | Nov 2010 | 90 |
| 1210 | \$1,800 | 2/2 | \$1.4 | 1,300 | Sep 2010 | 32 |

Currently Listed

ACTIVE LISTINGS 1/4

| Unit | Price | Beds/Baths | \$/Sqft | Sqft | Listing Date | Owner |
|------|-------------|------------|---------|------|--------------|-----------------|
| N/A | \$3,980,000 | 5/6 | \$552.6 | 7202 | Aug 2017 | N/A |
| N/A | \$3,199,000 | 5/5 | \$627.5 | 5098 | May 2018 | N/A |
| PH5 | \$790,000 | 2/2 | \$397.4 | 1988 | Jul 2018 | N/A |
| 201 | \$599,000 | 2/2 | \$340.3 | 1760 | Mar 2019 | N/A |
| 202 | \$537,000 | 3/2 | \$285.6 | 1880 | Mar 2019 | N/A |
| 311 | \$259,000 | 2/2 | \$227.2 | 1140 | Apr 2018 | RANDOLPHO... |
| 313 | \$370,000 | 2/2 | \$293.7 | 1260 | Mar 2019 | N/A |
| 402 | \$439,000 | 3/2 | \$231.1 | 1900 | Dec 2018 | N/A |
| 409 | \$349,000 | 3/2 | \$185.6 | 1880 | Jan 2018 | AIRTON J GIM... |
| 503 | \$3,650/mth | 3/3 | \$2.0 | 1840 | Feb 2019 | N/A |
| 504 | \$470,000 | 3/2 | \$250.0 | 1880 | Oct 2018 | N/A |
| 506 | \$3,450/mth | 3/2 | \$2.0 | 1696 | Oct 2018 | N/A |
| 506 | \$329,000 | 3/2 | \$194.0 | 1696 | Mar 2019 | N/A |
| 508 | \$215,000 | 2/2 | \$174.8 | 1230 | Feb 2018 | MARCELO C... |
| 511 | \$359,000 | 2/2 | \$314.9 | 1140 | Apr 2019 | N/A |
| 608 | \$249,500 | 2/2 | \$202.8 | 1230 | May 2019 | N/A |
| 610 | \$3,200/mth | 2/2 | \$2.5 | 1300 | Dec 2018 | N/A |
| 611 | \$219,000 | 2/2 | \$192.1 | 1140 | Oct 2018 | N/A |
| 712 | \$285,000 | 2/2 | \$211.1 | 1350 | Apr 2019 | N/A |
| 712 | \$2,900/mth | 2/2 | \$2.1 | 1350 | May 2019 | N/A |

Currently Listed

ACTIVE LISTINGS 2/4

| Unit | Price | Beds/Baths | \$/Sqft | Sqft | Listing Date | Owner |
|------|-------------|------------|---------|------|--------------|-----------------|
| 802 | \$480,000 | 3/2 | \$252.6 | 1900 | May 2018 | N/A |
| 809 | \$359,000 | 3/2 | \$184.1 | 1950 | Mar 2018 | ELAINE J LUX... |
| 812 | \$439,000 | 2/2 | \$325.2 | 1350 | Jan 2019 | N/A |
| 908 | \$274,999 | 2/2 | \$223.6 | 1230 | Mar 2015 | JONATHAN D... |
| 1104 | \$4,200/mth | 3/2 | \$2.2 | 1880 | Apr 2019 | N/A |
| 1107 | \$450,000 | 3/2 | \$296.1 | 1520 | Jan 2018 | N/A |
| 1108 | \$325,000 | 2/2 | \$264.2 | 1230 | Feb 2017 | JESUS CARRE... |
| 1210 | \$3,000/mth | 2/2 | \$2.3 | 1300 | Apr 2019 | N/A |
| 1211 | \$3,250/mth | 2/2 | \$2.9 | 1140 | Apr 2019 | N/A |
| 1211 | \$399,000 | 2/2 | \$350.0 | 1140 | Apr 2019 | N/A |
| 1404 | \$519,000 | 3/2 | \$266.2 | 1950 | Feb 2019 | N/A |
| 1504 | \$599,000 | 3/2 | \$307.2 | 1950 | Jan 2019 | N/A |
| 1508 | \$319,000 | 2/2 | \$259.3 | 1230 | Apr 2018 | RICARDO HU... |
| 1602 | \$499,000 | 2/2 | \$262.6 | 1900 | Feb 2019 | N/A |
| 1603 | \$450,000 | 3/3 | \$244.6 | 1840 | Nov 2018 | N/A |
| 1603 | \$3,900/mth | 3/3 | \$2.1 | 1840 | Feb 2019 | N/A |
| 1608 | \$2,700/mth | 2/2 | \$2.2 | 1230 | Feb 2019 | N/A |
| 1911 | \$320,000 | 2/2 | \$280.7 | 1140 | Dec 2018 | N/A |
| 1911 | \$3,450/mth | 2/2 | \$3.0 | 1140 | Mar 2019 | N/A |
| 1912 | \$350,000 | 2/2 | \$259.3 | 1350 | Sep 2018 | N/A |

Currently Listed

ACTIVE LISTINGS 3/4

| Unit | Price | Beds/Baths | \$/Sqft | Sqft | Listing Date | Owner |
|------|-------------|------------|---------|------|--------------|----------------|
| 2003 | \$489,000 | 3/3 | \$265.8 | 1840 | Jan 2019 | N/A |
| 2107 | \$499,000 | 3/2 | \$294.2 | 1696 | Nov 2018 | N/A |
| 2107 | \$4,200/mth | 3/2 | \$2.5 | 1696 | Nov 2018 | N/A |
| 2109 | \$499,000 | 3/2 | \$255.9 | 1950 | May 2018 | MAUREEN &... |
| 2204 | \$5,000/mth | 3/2 | \$2.6 | 1950 | Jan 2019 | N/A |
| 2309 | \$4,300/mth | 3/2 | \$2.3 | 1880 | Aug 2018 | JULIETA LOPEZ |
| 2309 | \$689,000 | 3/2 | \$366.5 | 1880 | Sep 2018 | N/A |
| 2410 | \$375,000 | 2/2 | \$288.5 | 1300 | Oct 2018 | N/A |
| 2412 | \$3,000/mth | 2/2 | \$2.2 | 1350 | Feb 2019 | N/A |
| 2503 | \$575,000 | 3/3 | \$312.5 | 1840 | Oct 2018 | N/A |
| 2507 | \$359,000 | 3/2 | \$211.7 | 1696 | Nov 2017 | SILVIA MONI... |
| 2605 | \$289,900 | 2/2 | \$235.7 | 1230 | Jan 2019 | N/A |
| 2705 | \$299,500 | 2/2 | \$243.5 | 1230 | Jan 2019 | N/A |
| 2707 | \$4,600/mth | 3/2 | \$3.0 | 1520 | May 2019 | N/A |
| 2710 | \$375,000 | 2/2 | \$288.5 | 1300 | Jan 2019 | N/A |
| 2711 | \$239,932 | 2/2 | \$210.5 | 1140 | Feb 2019 | N/A |
| 2712 | \$399,000 | 2/2 | \$295.6 | 1350 | Mar 2018 | DAVID LIBER... |
| 2804 | \$4,500/mth | 3/2 | \$2.3 | 1950 | Aug 2018 | GUADALUPE... |
| 2804 | \$699,000 | 3/2 | \$358.5 | 1950 | Jan 2019 | N/A |
| 2808 | \$262,000 | 1/2 | \$213.0 | 1230 | Mar 2019 | N/A |

Currently Listed

ACTIVE LISTINGS 4/4

| Unit | Price | Beds/Baths | \$/Sqft | Sqft | Listing Date | Owner |
|------|-------------|------------|---------|------|--------------|-----------------|
| 2903 | \$475,000 | 3/3 | \$258.2 | 1840 | Dec 2018 | N/A |
| 2905 | \$3,400/mth | 2/2 | \$2.8 | 1230 | Apr 2019 | N/A |
| 2908 | \$299,499 | 2/2 | \$243.5 | 1230 | Mar 2019 | N/A |
| 3008 | \$425,000 | 2/2 | \$345.5 | 1230 | Jun 2017 | MARIA C DE O... |
| 3110 | \$549,000 | 3/2 | \$298.4 | 1840 | Feb 2019 | N/A |